

The Link

Quarterly Activity Report
January-March 2009



Division of Information & Research

Imaging Branch

Total Sheets Scanned: **783,458**

Equates to:

Total Documents Scanned: **47,650**

Micrographics

Microfilm Requests: **16**

Total Sheets Printed from microfilm: **51,744**

Open Records Section

Written Requests: **3,187**

Walk-In Requests: **0**

Social Security: **163**

Pre-Employment: **3,429**

Fish & Wildlife: **15**



Contents

Information & Research
ALJ's, Appeals, General
Counsel
Quarterly Statistics

Page 2
Page 3
Page 4/5

Claims Processing & Ombudsmen
Medical Evaluations & Voc Rehab
Security & Compliance
Tech Support, Design & Development

Page 6
Page 7
Page 8
Page 9

Division of Information & Research continued

Records Branch

EDI Section

Manually Added First Reports:

Claims: **274**

Agreements: **89**

Medical Fee Disputes: **6**

EDI Received: **10,743**

Data Entry Section

Mail Received: **22,771**

Orders: **7,489**

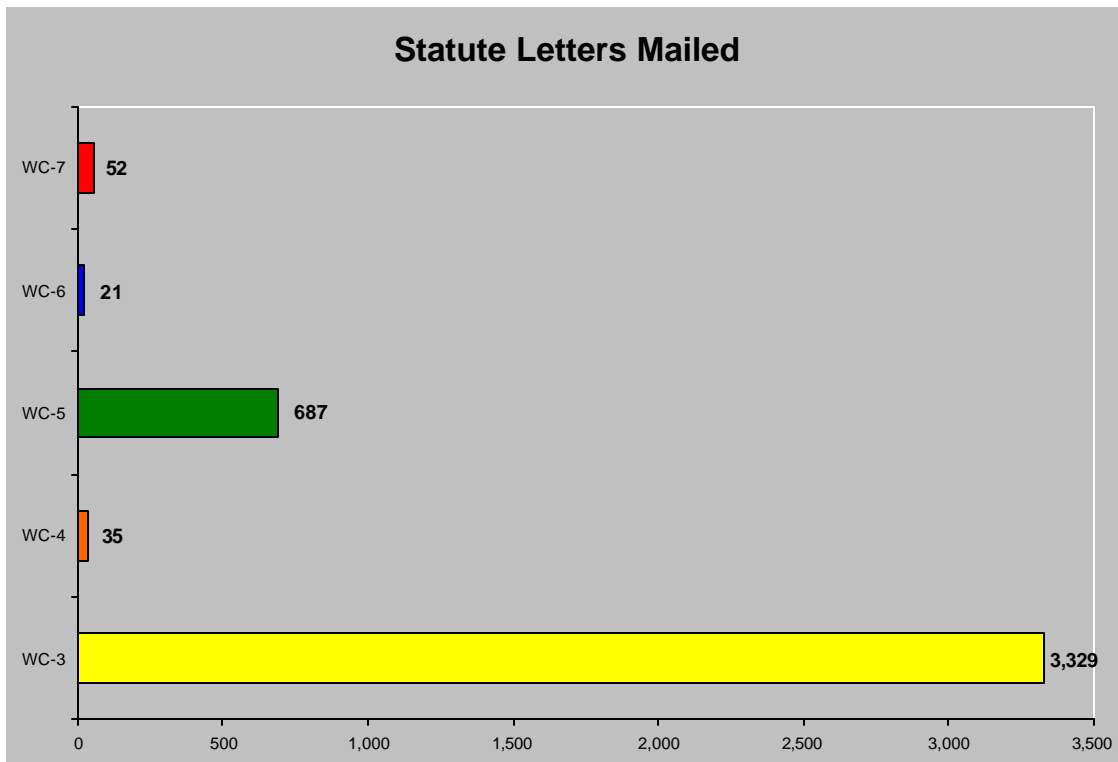
Opinion/Awards: **394**

Docket Orders: **906**

Research Section

Mail Received: **442**

Web Calls/Emails: **119**



Administrative Law Judges

Benefit Review Conferences	1,127
Formal Hearings	490
Opinions	377
Remands	12

Appeals Section

Appeals to the Board: **108**

Final dispositions by Board: **24**

Opinions rendered by board members:

Stivers	13
Gardner	19
Cowden	20
Total:	52

Appeals to Court of Appeals:	16
Records sent to court:	17
Court orders final disposition:	3
Court of Appeals opinions:	20

Appeals to Supreme Court:	8
Court orders final disposition:	1
Supreme Court opinions:	15

Office of General Counsel

The Office of General Counsel received **184** Enforcement citation cases for this quarter.

28 UCP cases

2 Fraud case

Enforcement fine and penalties collected: **\$343,819.96**

Show Cause fines and penalties collected: **\$22,250.00**



QUARTERLY ACTIVITY

Lost Time First Reports of Injury	6,571	Dismissals	171
Claims Assigned	1,075	Re-openings (medical)	235
Pre-litigated Agreements	909	Re-openings (overruled)	23
Awards	155	Re-openings (sustained)	31
Agreements	832	Re-openings (motion docket)	148

Distribution by Body Part (Top Ten)

Claims

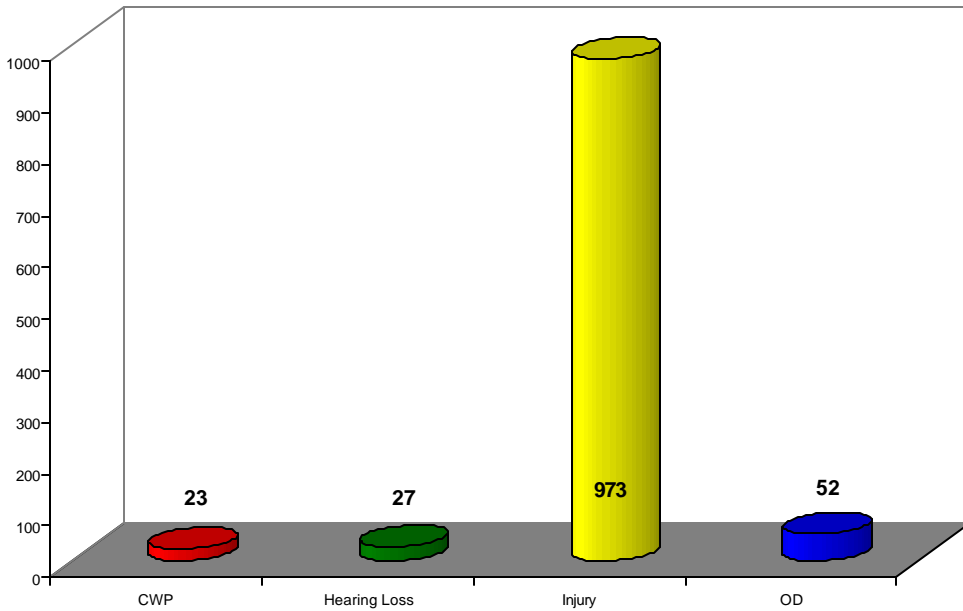
Lower Back	225
Multiple Body Parts Including Systems	194
Shoulder	111
Knee	76
Disc	37
Wrist	37
Multiple Upper Extremities	32
Soft Tissue	29
Ears	27
Lungs	27



FROIS

Lower Back	1,042
Multiple Body Parts Including Systems	848
Knee	619
Shoulder	551
Ankle	345
Fingers	328
Hand	271
Wrist	232
Foot	188
Abdomen Including Groin	183

Distribution of Claims by Type



Claims figures are based on date of filing.

Top 10 Causes of Injury Claims

Fall or Slip	251
Lifting	195
Strained or Injured By	98
Motor Vehicle	95
Repetitive Motion	63
Pushing/Pulling	71
Absorption/Ingestion	43
Falling or Flying Object	35
Continual Noise	26
Using Tool or Machine	26

Distribution of Claims by Industry

Industry	Claims	First Reports
Agriculture, Forestry, Fishing	11	169
Mining	126	345
Construction	100	450
Manufacturing	251	930
Public Utilities & Transportation	104	612
Wholesale Trade	30	296
Retail Trade	136	1,007
Finances, Insurance and Real Estate	13	169
Services	255	2,130
Public Administration	45	458
Unclassified	4	5

Division of Claims Processing

Claims/Review Assignment

New claims	927
New claims to the judges	1,025
Motion docket cases	162

Agreements

First report agreements	1,054
Total Agreements Approved by ALJ's	1,768
Requests for widow's benefits	42

Total files returned for the period Jan-Mar, 2009 was **1,684**.

Number of cases purged was **1,294**.

Division of Ombudsmen and Workers' Compensation Specialists Services

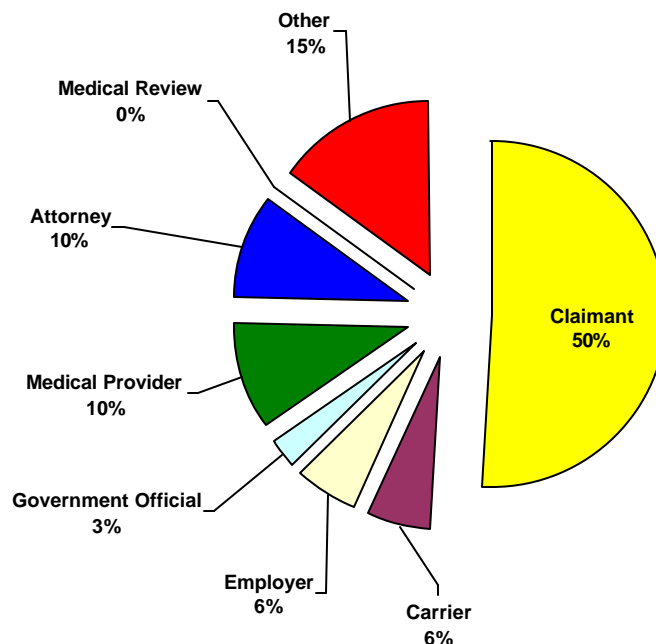
Mediation

Intervention Requests: **303**
Intervention Completed Successfully: **97**

Claims

Assisted Claims filed: **4**
Number of other forms assistance: **19**

Sources of Request of Assistance



Medical Evaluations

The number of shipments to B-reader's for HB 348 during the 3rd quarter of the 2008/2009 fiscal year:

1st B-reader: 18
 2nd B-reader: 19
 3rd B-reader: 15
 Total: 52



University of Kentucky	Jan-09	Feb-09	Mar-09
Asbestosis-	0	0	1
Black Lung-	0	0	1
Respiratory-	0	0	2
Chem/metal pos.	0	0	5
All other OD	0	0	3
Hearing Loss	7	12	10
Injury & Dermatitis	1	2	1
TOTAL	8	14	23
University of Louisville	Jan-09	Feb-09	Mar-09
Respiratory- 065	1	0	0
Chem/metal pos. 066-067	0	0	4
All other OD	0	4	0
Hearing Loss 072	2	2	1
Injury & Dermatitis	4	6	4
TOTAL	7	12	9

Vocational Rehabilitation

Cases referred by ALJ's: 16
 Number of claimants requesting training: 3
 Number of claimants approved for training: 3
 Number of claimants who returned to work: 1

Division of Security & Compliance

Self-Insurance Branch

The Self-Insurance Branch reviews the financial strength of individual self-insured employers and determines the surety requirements necessary to cover their outstanding workers' compensation liabilities. Self-Insurance auditors utilize independent resources such as business periodicals, regional and national newspapers and internet business sites to monitor the financial condition of self-insurers. Currently, there are 151 self-insured companies in the state of Kentucky.


Enforcement Branch

	<u>January</u>	<u>February</u>	<u>March</u>	<u>Totals</u>
Investigations	720	915	791	2,426
Citations Issued	61	59	82	202
Penalties Collected	\$96,994.96	\$120,380.00	\$137,320.00	\$354,694.96
Form 4's Processed	346	387	396	1,129

Coverage Branch


Transactions processed 134,215

Acceptance Rate 91%



The Technical Support & Design and Development Section

The Technical Support & Design and Development Section respond to all technical, networking and programming needs for the Department of Workers' Claims. Technical Services Section responded to 480 requests and 307 Helpdesk issues were completed.



Design and Development's Major Projects Completed and/or Activity

Design and Development Section maintained and supported the SIMBA, EDI and POC programs. Staff completed 109 Test Track issues and received 124 new issues for this quarter. Trading partner vendors were assisted with EDI transmittals. EDI builds 1.6.0 and 1.6.1 was implemented. Design and Development staff conducted First Report of Injury training session for DWC staff. Staff created KHRIS training presentation, manuals and held KHRIS training session with Labor and DWC staff. Design and Development staff worked on online coverage lookup screen to be installed on the department's website. Section staff ran queries for in-house staff when requesting specific data from SIMBA.

